

Understanding the HiSET[®] Exam – Mathematics Mastery

September 2020



Historical HiSET Test Volumes - National






	2014	2015	2016	2017	2018	2019
National Data						
# Examinees Tested	44,623	61,600	78,410	85,214	86,001	85,030
# Examinees Completed	37,871	47,775	57,122	56,006	53,255	50,879
Completion Rate	84.9%	77.6%	72.9%	65.7%	61.9%	59.8%
Passing Rate	75.1%	74.7%	81.5%	76.5%	76.7%	79.4%

More than 2 million *HiSET*[®] tests delivered

Data from the *2019 Annual Statistical Report on the HiSET[®] Exam*
https://hiset.ets.org/s/pdf/2019_annual_statistical_report.pdf



The HiSET Exam


 Reading	 Writing	 Mathematics	 Science	 Social Studies
50 questions	61 questions	55 questions	60 questions	60 questions
100% multiple choice	multiple choice (60) essay (1)	100% multiple choice	100% multiple choice	100% multiple choice
65 minutes English 80 minutes Spanish	120 minutes	90 minutes	80 minutes	70 minutes

Total Test Time: **7 Hours and 5 Minutes**

HiSET Exam Availability in Georgia

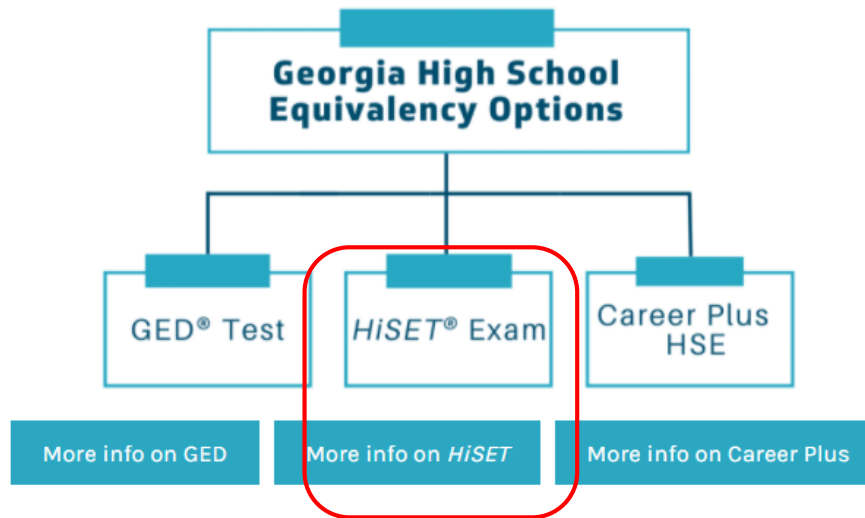
- The HiSET Exam will be available in Georgia in fall 2020
 - HiSET Exam at Home
 - HiSET test centers (as soon as onboarding of is complete)
- Eventually, the HiSET Exam will be available at all Georgia test centers, starting with:
 - Atlanta Technical College
 - Chattahoochee Technical College
 - Columbus Technical College
 - North Georgia Technical College
 - Southern Crescent Technical College
 - Wiregrass Technical College



 Request a GaHSE (GED) Transcript

Georgia High School Equivalency (GED) Program

Welcome to the home of the official Georgia High School Equivalency Program (GaHSE, formerly the GED Testing Program) where you can find everything you need to know about choosing a high school equivalency pathway, taking your tests or enrolling in classes, and earning your high school equivalency diploma. The Technical College System of Georgia (TCSG) now offers multiple options for achieving your high school equivalency. Two computer-based testing (CBT) pathways are available through testing centers or proctored at home: the GED® test or the *HiSET*® exam. **The *HiSET*® exam will be available this fall.** TCSG is also piloting a workforce-based solution to a high school equivalency through joint enrollment called Career Plus HSE.



HiSET Test Fees in Georgia

HiSET CBT Exam Fee: (state fee \$8 and center fee \$8 included)

- Full Battery \$133.75
- Initial subject area tests \$26.75 each
- Two retest per subject area \$16 each

HiSET Exam at Home Fee: (state fee \$8 and remote center fee \$17.50 included)

- Fee: Full Battery \$181.25
- Initial subject area tests \$36.25 each
- Two retest per subject area \$25.50 each

HiSET Exam at Home

- Available 15 hours a day, seven days a week
 - English, Spanish, accommodations
- Test takers use their own computer at home or another secure location
 - not supported on tablets or mobile phones
- Test takers register through their My HiSET account
 - No prerequisites to qualify, just meet the GA HSE requirements
 - Same retesting credits and policies apply

<https://www.ets.org/s/cv/hiset/at-home/>

HiSET Scoring Levels

High School Equivalent (HSE) Score

- Minimum scaled score 8 of 20 on each subtest
- Minimum score of 2 on the essay
- Combined scaled score of 45 on entire battery

College and Career Readiness (CCR) Score

- Minimum of scaled score 15 of 20 on each subtest
- Minimum score of 4 on essay
- Performance level indicative of college entry into credit bearing courses

Highest Possible Scores

- 20 on each subtest
- 100 for entire battery

Understanding the HiSET Exam

Mathematics Mastery



Why Do Adults Learn?

ACCESS

Gain Access to information and resources and to **Orient Themselves** in the world

VOICE

Express Ideas and Opinions with the confidence they will **Be Heard** and taken into account

ACTION

Solve problems and **Make Decisions** without having to rely on others to mediate for them

BRIDGING

Learning to Learn so they can **Be Prepared** to keep up with a changing world

Webb's Depth Of Knowledge (DOK)

Content	DOK Level	DOK %
Math	Level 1 – Recall	20%
	Level 2 – Skill/Concept	73%
	Level 3 – Strategic Thinking	7%

Level 1 – **RECALL** a one-step calculation, simple algorithm, or a formula

Level 2 – **APPLY** a skill/concept, process/construct two or more step calculations

Level 3 – **JUSTIFY** strategic thinking, make inferences from calculations

Webb's Depth Of Knowledge (DOK)

Content	DOK Level	DOK %
Math	Level 1 – Recall	20%
	Level 2 – Skill/Concept	73%
	Level 3 – Strategic Thinking	7%

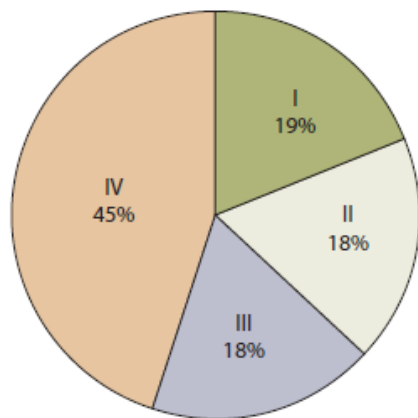
Level 1 – **RECALL** a one-step calculation, simple algorithm, or a formula

Level 2 – **APPLY** a skill/concept, process/construct two or more step calculations

Level 3 – **JUSTIFY** strategic thinking, make inferences from calculations

Test At A Glance (TAAG) – Mathematics

Test Name	Mathematics
Time	90 minutes
Number of Questions	55
Format	Multiple-choice questions
Calculator	Calculator neutral. Please refer to the state policies for the state in which you are testing.



Content Categories (Approximate Percentage of Questions)

- I. Numbers and Operations on Numbers (19%)
- II. Measurement/Geometry (18%)
- III. Data Analysis/Probability/Statistics (18%)
- IV. Algebraic Concepts (45%)

Process Categories

- A. Understand Mathematical Concepts and Procedures
- B. Analyze and Interpret Information
- C. Synthesize Data and Solve Problems

Mathematics Formula Sheet

Included formulas:

- Perimeter/circumference; Area; Volume; Length; Capacity/Volume; Weight

Not included formulas:

- distance = (rate) (time) or $d = rt$; note d is distance, r is rate, and t is time
- Pythagorean Theorem: $a^2 + b^2 = c^2$. Note c is the longest side of the triangle; a and b are the other two sides of the triangle
- quadratic formula: $x = \frac{-b \pm \sqrt{b^2 - 4ac}}{2a}$, where $ax^2 + bx + c = 0$ and $a \neq 0$

Math formula sheet

- English: https://hiset.ets.org/s/pdf/mathematics_formula_sheet.pdf
- Spanish:
https://hiset.ets.org/s/pdf/mathematics_formula_sheet_es.pdf

Formula Sheet

Perimeter/Circumference

Rectangle

$$\text{Perimeter} = 2(\text{length}) + 2(\text{width})$$

Circle

$$\text{Circumference} = 2\pi(\text{radius})$$

Area

Circle

$$\text{Area} = \pi(\text{radius})^2$$

Triangle

$$\text{Area} = \frac{1}{2}(\text{base})(\text{height})$$

Parallelogram

$$\text{Area} = (\text{base})(\text{height})$$

Trapezoid

$$\text{Area} = \frac{1}{2}(\text{base}_1 + \text{base}_2)(\text{height})$$

Volume

Prism/Cylinder

$$\text{Volume} = (\text{area of the base})(\text{height})$$

Pyramid/Cone

$$\text{Volume} = \frac{1}{3}(\text{area of the base})(\text{height})$$

Sphere

$$\text{Volume} = \frac{4}{3}\pi(\text{radius})^3$$

Length

1 foot = 12 inches

1 yard = 3 feet

1 mile = 5,280 feet

1 meter = 1,000 millimeters

1 meter = 100 centimeters

1 kilometer = 1,000 meters

1 mile \approx 1.6 kilometers

1 inch = 2.54 centimeters

1 foot \approx 0.3 meter

Capacity/Volume

1 cup = 8 fluid ounces

1 pint = 2 cups

1 quart = 2 pints

1 gallon = 4 quarts

1 gallon = 231 cubic inches

1 liter = 1,000 milliliters

1 liter \approx 0.264 gallon

Weight

1 pound = 16 ounces

1 ton = 2,000 pounds

1 gram = 1,000 milligrams

1 kilogram = 1,000 grams

1 kilogram \approx 2.2 pounds

1 ounce \approx 28.3 grams

Fórmulas

Perímetro/Circunferencia

Rectángulo

$$\text{Perímetro} = 2(\text{largo}) + 2(\text{ancho})$$

Círculo

$$\text{Circunferencia} = 2\pi(\text{radio})$$

Área

Círculo

$$\text{Área} = \pi(\text{radio})^2$$

Triángulo

$$\text{Área} = \frac{1}{2}(\text{base})(\text{altura})$$

Paralelogramo

$$\text{Área} = (\text{base})(\text{altura})$$

Trapezio

$$\text{Área} = \frac{1}{2}(\text{base}_1 + \text{base}_2)(\text{altura})$$

Volumen

Prisma/Cilindro

$$\text{Volumen} = (\text{área de la base})(\text{altura})$$

Pirámide/Cono

$$\text{Volumen} = \frac{1}{3}(\text{área de la base})(\text{altura})$$

Esfera

$$\text{Volumen} = \frac{4}{3}\pi(\text{radio})^3$$

Longitud

1 pie = 12 pulgadas

1 yarda = 3 pies

1 milla = 5,280 pies

1 metro = 1,000 milímetros

1 metro = 100 centímetros

1 kilómetro = 1,000 metros

1 milla \approx 1.6 kilómetros

1 pulgada = 2.54 centímetros

1 pie \approx 0.3 metro

Capacidad/Volumen

1 taza = 8 onzas fluidas

1 pinta = 2 tazas

1 cuarto = 2 pintas

1 galón = 4 cuartos

1 galón = 231 pulgadas cúbicas

1 litro = 1,000 mililitros

1 litro \approx 0.264 galón

Peso

1 libra = 16 onzas

1 tonelada = 2,000 libras

1 gramo = 1,000 miligramos

1 kilogramo = 1,000 gramos

1 kilogramo \approx 2.2 libras

1 onza \approx 28.3 gramos


Calculator

- The HiSET Math subtest is calculator neutral
- Testers CANNOT provide their own calculator; test center provides a handheld calculator
- Calculator is provided in the CBT test package (see image)



Free Mathematics Practice Tests

Mathematics




Mathematics Practice Test (FPT7 – Released in September 2017)

[Download \(PDF\)](#) | File size: 1.19 mb




Mathematics Practice Test (FPT3 – Released in September 2015)

[Download \(PDF\)](#) | File size: 1.78 mb



Mathematics Practice Test (FPT6A – Released in September 2016)

[Download \(PDF\)](#) | File size: 901 kb



Mathematics Practice Test (FPT2 – Released in 2015)

[Download \(PDF\)](#) | File size: 804 kb

Mathematics

Example 1

Access
orient

Voice
heard

Action
decisions

Bridge
learn

DOK
Level

Critical
Thinking

Trouble
Spots

Teaching
Moments

A small business makes night lights. This spreadsheet calculates the profit per night light. What would be the total profit if the company sold 1,983 night lights at the regular price and 954 night lights at a 30% discount?

	A	B
1	Item	Amount
2	Materials	-2.18
3	Labor	-1.03
4	Shipping	-0.29
5	Misc. Costs	-0.16
6	Price	9.95
7	Profit	

Mathematics

Example 1

Access
orient

Voice
heard

Action
decisions

Bridge
learn

Access (orient): *Understand Production*

Voice (heard): *Get a Promotion*

Action (decisions): *Make More Money*

Bridge (learn): *Use Spreadsheets*

DOK
Level

Critical
Thinking

Trouble
Spots

Teaching
Moments

A small business makes night lights. This spreadsheet calculates the profit per night light. What would be the total profit if the company sold 1,983 night lights at the regular price and 954 night lights at a 30% discount?

	A	B
1	Item	Amount
2	Materials	-2.18
3	Labor	-1.03
4	Shipping	-0.29
5	Misc. Costs	-0.16
6	Price	9.95
7	Profit	

Mathematics

Example 1

Access
orient

Voice
heard

Action
decisions

Bridge
learn

Access (orient): *Understand Production*

Voice (heard): *Get a Promotion*

Action (decisions): *Make More Money*

Bridge (learn): *Use Spreadsheets*

DOK
Level

Critical
Thinking

Trouble
Spots

Teaching
Moments

A small business makes night lights. This spreadsheet calculates the profit per night light. What would be the total profit if the company sold 1,983 night lights at the regular price and 954 night lights at a 30% discount?

$$9.95 + (-3.66) = 6.29 \quad 6.29 \cdot 1,983 = \$12,473.07$$

$$9.95 \cdot 0.70 = 6.97$$

$$6.97 + (-3.66) = 3.31 \quad 3.31 \cdot 954 = \$3,157.74$$

	A	B
1	Item	Amount
2	Materials	-2.18
3	Labor	-1.03
4	Shipping	-0.29
5	Misc. Costs	-0.16
6	Price	9.95
7	Profit	

Mathematics

Example 1

Access
orient

Voice
heard

Action
decisions

Bridge
learn

Access (orient): Understand Production

Voice (heard): Get a Promotion

Action (decisions): Make More Money

Bridge (learn): Use Spreadsheets

A small business makes night lights. This spreadsheet calculates the profit per night light. What would be the **total** profit if the company sold 1,983 night lights at the regular price and 954 night lights at a 30% discount?

$$9.95 + (-3.66) = 6.29 \quad 6.29 \cdot 1,983 = \$12,473.07$$

$$9.95 \cdot 0.70 = 6.97$$

$$6.97 + (-3.66) = 3.31 \quad 3.31 \cdot 954 = \$3,157.74$$

DOK
Level

Critical
Thinking

Trouble
Spots

Teaching
Moments

	A	B
1	Item	Amount
2	Materials	-2.18
3	Labor	-1.03
4	Shipping	-0.29
5	Misc. Costs	-0.16
6	Price	9.95
7	Profit	

$$\$12,473.07 + \$3,157.74 =$$
$$\$15,630.81$$

Mathematics

Example 2

Access
orient

Voice
heard

Action
decisions

Bridge
learn

2. The unit of measurement used to describe the energy produced by an atomic particle accelerator is the electron volt (eV). Shown below are the amounts of energy produced by two versions of a particle accelerator.

Original Model	2×10^{10} eV
New Model	8×10^{11} eV

How many more electron volts are produced by the new model as compared to the original model?

- A 7.8×10^{11}
- B 7.8×10^{10}
- C 7.8×10^9
- D 6×10^1
- E 4×10^1

DOK
Level

Critical
Thinking

Trouble
Spots

Teaching
Moments

Mathematics

Example 2

Access
orient

Voice
heard

Action
decisions

Bridge
learn

2. The unit of measurement used to describe the energy produced by an atomic particle accelerator is the electron volt (eV). Shown below are the amounts of energy produced by two versions of a particle accelerator.

Original Model	2×10^{10} eV
New Model	8×10^{11} eV

How many more electron volts are produced by the new model as compared to the original model?

- A 7.8×10^{11}
- B 7.8×10^{10}
- C 7.8×10^9
- D 6×10^1
- E 4×10^1

Key: A

DOK: Level 1 Skills and Concepts

DOK Rationale: The candidate must perform simple calculations to find the difference between the two values expressed in scientific notation.

DOK
Level

Critical
Thinking

Trouble
Spots

Teaching
Moments

Mathematics

Example 3

Access
orient

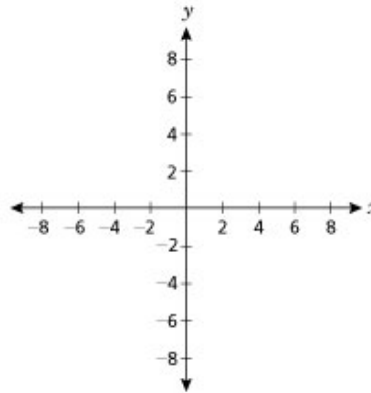
Voice
heard

Action
decisions

Bridge
learn

4. The diagram below shows a coordinate grid. What are the coordinates of the point where the graph of $y = -4x + 8$ intersects the x -axis?

- A (2, 0)
- B (8, 0)
- C (0, -2)
- D (0, -4)
- E (0, 4)



DOK
Level

Critical
Thinking

Trouble
Spots

Teaching
Moments

Mathematics

Example 3

Access
orient

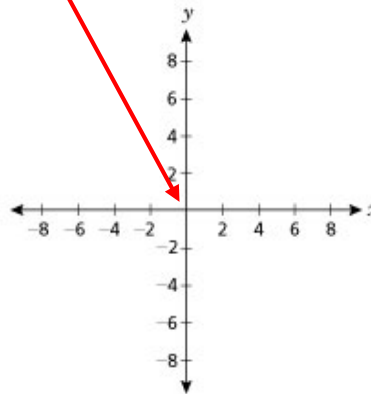
Voice
heard

Action
decisions

Bridge
learn

4. The diagram below shows a coordinate grid. What are the coordinates of the point where the graph of $y = -4x + 8$ intersects the x-axis?

- (X, Y)
- A (2, 0)
 - B (8, 0)
 - C (0, -2)
 - D (0, -4)
 - E (0, 4)



DOK
Level

Critical
Thinking

Trouble
Spots

Teaching
Moments

Mathematics

Example 3

Access
orient

Voice
heard

Action
decisions

Bridge
learn

4. The diagram below shows a coordinate grid. What are the coordinates of the point where the graph of $y = -4x + 8$ intersects the x-axis?

DOK
Level

Critical
Thinking

Trouble
Spots

Teaching
Moments

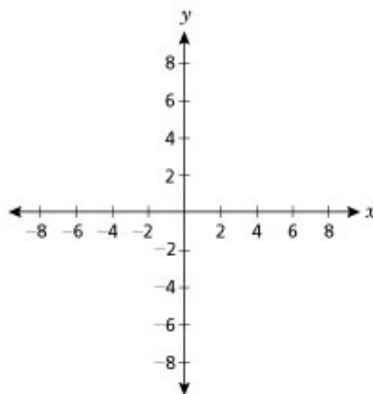
A (2, 0)

B (8, 0)

C (0, -2)

D (0, -4)

E (0, 4)



Key: A

Rationale: The point where the graph intersects the x-axis is the point with y-coordinate of $0 = -4x + 8$

$$4x = 8$$

$$x = 2$$

DOK: Level 2 Skills and Concepts

DOK Rationale: Use the function to find the value of x when the value of y is 0.

Mathematics

Example 4

Access
orient

Voice
heard

Action
decisions

Bridge
learn

Area of a circle = $\pi(\text{radius})^2$
Area of a rectangle = length x width

DOK
Level

Critical
Thinking

Trouble
Spots

Teaching
Moments

5. A fence encloses a rectangular field measuring 300 feet by 100 feet. A cow is tied to a fence post at one corner of the field. If the rope is 50 feet long, which of the following represents the grazing area of the cow inside the fence in square feet?

A 300×100 B $(300 - 50) \times (100 - 50)$ C $\frac{\pi \times 50 \times 50}{4}$ D $\frac{\pi \times 50 \times 50}{2}$

Mathematics

Example 4

Access
orient

Voice
heard

Action
decisions

Bridge
learn

Area of a circle = $\pi(\text{radius})^2$
Area of a rectangle = length x width

DOK
Level


Critical
Thinking

Trouble
Spots

Teaching
Moments

5. A fence encloses a rectangular field measuring 300 feet by 100 feet. A cow is tied to a fence post at one corner of the field. If the rope is 50 feet long, which of the following represents the grazing area of the cow inside the fence in square feet?

A 300×100 B $(300 - 50) \times (100 - 50)$ C $\frac{\pi \times 50 \times 50}{4}$ D $\frac{\pi \times 50 \times 50}{2}$



Mathematics

Example 4

Access
orient

Voice
heard

Action
decisions

Bridge
learn

Area of a circle = $\pi(\text{radius})^2$
Area of a rectangle = length x width

DOK
Level

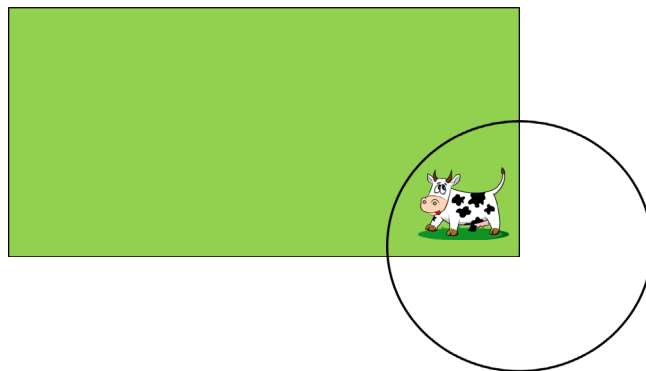
Critical
Thinking

Trouble
Spots

Teaching
Moments

5. A fence encloses a rectangular field measuring 300 feet by 100 feet. A cow is tied to a fence post at one corner of the field. If the rope is 50 feet long, which of the following represents the grazing area of the cow inside the fence in square feet?

A 300×100 B $(300 - 50) \times (100 - 50)$ C $\frac{\pi \times 50 \times 50}{4}$ D $\frac{\pi \times 50 \times 50}{2}$



Mathematics

Example 4

Access
orient

Voice
heard

Action
decisions

Bridge
learn

Area of a circle = $\pi(\text{radius})^2$
Area of a rectangle = length x width

DOK
Level

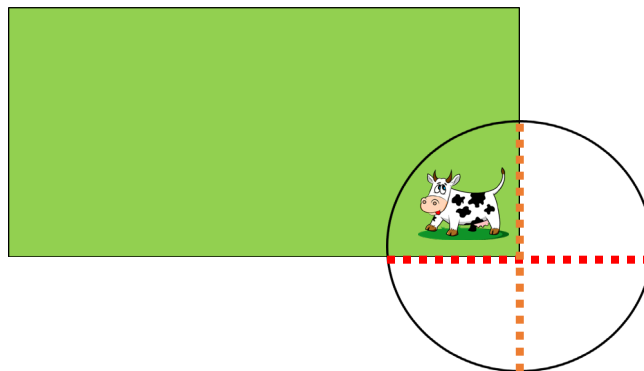
Critical
Thinking

Trouble
Spots

Teaching
Moments

5. A fence encloses a rectangular field measuring 300 feet by 100 feet. A cow is tied to a fence post at one corner of the field. If the rope is 50 feet long, which of the following represents the grazing area of the cow inside the fence in square feet?

A 300×100 B $(300 - 50) \times (100 - 50)$ C $\frac{\pi \times 50 \times 50}{4}$ D $\frac{\pi \times 50 \times 50}{2}$



Mathematics

Example 4

Access
orient

Voice
heard

Action
decisions

Bridge
learn

DOK
Level

Critical
Thinking

Trouble
Spots

Teaching
Moments

Area of a circle = $\pi(\text{radius})^2$
Area of a rectangle = length x width

$\pi \times \text{radius} \times \text{radius}$

5. A fence encloses a rectangular field measuring 300 feet by 100 feet. A cow is tied to a fence post at one corner of the field. **If the rope is 50 feet long, which of the following represents the grazing area of the cow inside the fence in square feet?**

- A 300×100 B $(300 - 50) \times (100 - 50)$ **C $\frac{\pi \times 50 \times 50}{4}$** D $\frac{\pi \times 50 \times 50}{2}$

Key: C

Rationale: The total area of a circle with a radius of 50 feet is $\pi(50)^2$ or $\pi \times 50 \times 50$. If the rope is tied to a fence post at the corner of the field, then the cow can only graze in $\frac{1}{4}$ of the total area of the circle.

DOK: Level 3 Strategic Thinking

DOK Rationale: The candidate must go beyond just the calculation of areas of a rectangle and the area of a circle. The candidate must use concepts to solve non-routine problems. The candidate must use the rectangular field to determine that the grazing area will be $\frac{1}{4}$ of the entire circle given a radius of 50 feet and then create an expression to represent this area.

Understanding the HiSET Exam

Resources for Educator and
Test Taker

- Test Preparation Tips and Strategies
- Test Prep Resources



Test Preparation Tips and Strategies

- Tips and Strategies for Getting Ready for the HiSET® Exam:
 - <https://hiset.ets.org/prepare/tips>
- Learn about the HiSET exam – the content tested and test structure in the HiSET – Test at a Glance (TAAG)
 - English: https://hiset.ets.org/s/pdf/2020_taatg.pdf
 - Spanish: https://hiset.ets.org/s/pdf/2020_taatg_es.pdf
- Figure out how well the test taker knows the content
- Test takers can plan their study time using the HiSET Study Companion
 - English: https://hiset.ets.org/s/pdf/study_companion.pdf
 - Spanish: https://hiset.ets.org/s/pdf/study_companion_es.pdf

Free Test Prep on the HiSET Website

- Download the Free Printable Practice Tests and sample questions:
 - <https://hiset.ets.org/resources/prep/#free-practice-tests>
 - https://hiset.ets.org/s/pdf/sample_questions.pdf
- Use the list of Khan Academy® Math Tutorial Videos and Exercises:
 - https://hiset.ets.org/s/pdf/list_free_videos.pdf
- Access the Math Interactive Practice Tests:
 - <https://www.ets-cls.org/hiset/>
- Use the Writing Response Scoring Guide and Scored Writing Response Samples
 - https://hiset.ets.org/s/pdf/writing_response_scoring_guide.pdf
 - https://hiset.ets.org/s/pdf/2016_scored_sample_writing_response_s.pdf

HiSET Website and Resources in Spanish

All our resources are also available in Spanish, easily accessed by clicking the **En Español** tab on the upper right of the HiSET home page(s)



Spanish language webpage <https://hiset.ets.org/es/test-takers>

Materiales de preparación para el examen *HiSET*® <https://hiset.ets.org/es/prepare/materials/>

HiSET Test at a Glance (TAAG)

- 2020 English TAAG https://hiset.ets.org/s/pdf/2020_taatg.pdf
- 2020 Spanish TAAG https://hiset.ets.org/s/pdf/2020_taatg_es.pdf

Mathematics

Test at a Glance	
Test Name	Mathematics
Time	90 minutes
Number of Questions	55
Format	Multiple-choice questions
Calculator	Calculator neutral. Please refer to the state policies for the state in which you are testing.
	Content Categories (Approximate Percentage of Questions) <ul style="list-style-type: none"> I. Numbers and Operations on Numbers (19%) II. Measurement/Geometry (18%) III. Data Analysis/Probability/Statistics (18%) IV. Algebraic Concepts (45%)
	Process Categories <ul style="list-style-type: none"> A. Understand Mathematical Concepts B. Analyze and Interpret Information C. Synthesize Data and Solve Problems
	Content Category Descriptors are numbered under each Content Category below. The Process Category Descriptors are numbered under the Mathematics Process Categories section starting on page 14.

The following is a list of the College and Career Readiness Standards (CCRS)* that are included in the Mathematics test.

CCRS Code	College and Career Readiness Standards
6.RP.3	Use ratio and rate reasoning to solve real-world and mathematical problems, e.g., by reasoning about tables of equivalent ratios, tape diagrams, double number line diagrams, or equations.
6.SP.5	Summarize numerical data sets in relation to their context, such as by: Describing the nature of the attribute under investigation, including how it was measured and its units of measurement. Giving quantitative measures of center (median and/or mean) and variability (interquartile range and/or mean absolute deviation), as well as describing any overall pattern and any striking deviations from the overall pattern with reference to the context in which the data were gathered. Relating the choice of measures of center and variability to the shape of the data distribution and the context in which the data were gathered.
7.EE.2	Understand that rewriting an expression in different forms in a problem context can shed light on the problem and how the quantities in it are related. For example, $a + 0.05a = 1.05a$ means that "increase by 5%" is the same as "multiply by 1.05."
7.EE.3	Solve multi-step, real-life and mathematical problems posed with positive and negative rational numbers in any form (including decimals), using tools with numbers in any form; reasonableness of answers using estimation. For example: If a woman making \$25 an hour receives a 5% raise, she will make $\frac{3}{4}$ inches long in the center of a hole that is 9 inches from each end of a 10-inch diameter pipe.

- I. Numbers and Operations on Numbers**
1. Use properties of operations with real numbers, including rational and irrational numbers (e.g., identify rational and irrational numbers, locate these numbers between two points on a number line, find the product and sum of rational and irrational numbers, and determine if the product or sum is rational or irrational).
 2. Rewrite expressions involving radicals and rational exponents using the properties of exponents (e.g., find an equivalent expression to the cube root of $27x^3y^6$).

Test Prep Resources

ETS HiSET

Home > Resources > Test Prep

Test Prep Resources

These resources are available in both English and Spanish. Use the language button on the right to access them in your preferred language.

General prep information

Study Companion

Tips and strategies on how to prepare for the *HiSET*® exam

[Download \(PDF\)](#) | File size: 781 kb

Sample Questions

Sample questions for each subtest showing the types of questions you will see on the actual exam

[Download \(PDF\)](#) | File size: 314 kb

Scored Sample Writing Responses

Examples of scored writing responses

[Download \(PDF\)](#) | File size: 77 kb

Writing Response Scoring Guide

How the essay question is scored and what that score means

[Download \(PDF\)](#) | File size: 68 kb

Practice test companion materials

Practice Tests – Quick Reference Guide

Information about the *HiSET* practice tests available to help you prepare to take the exam.

For Test Takers

Follow Us

My HiSET Account

Not sure if you're ready?

HiSET® Test-taker Bulletin (PDF)

Find an adult education center or test center near you

Questions?

- [FAQ](#)
- [Contact Us](#)

General prep information

- Study Companion
- Sample Questions
- Scored Sample Writing Responses
- Writing Response Scoring Guide

Practice test companion materials

- Practice Tests – Quick Reference Guide
- Practice Test Results: Are You Ready to Take the Exam?
- HiSET Practice Test Blank Answer Sheets
- Mathematics Formula Sheet

Free practice tests

- Language Arts – Reading
- Language Arts – Writing
- Mathematics
- Science
- Social Studies

Khan Academy®

- Free screened videos and exercises to improve fundamental skills

ETS HiSET Measuring the Power of Learning®

HiSET® Math

Khan Academy® Instructional Support Videos and Exercises

The HiSET® program has identified videos and exercises available at www.khanacademy.org to support HiSET Math test preparation. The Mathematics test assesses mathematical knowledge and competencies. It measures your ability to solve quantitative problems using fundamental concepts and reasoning skills. The questions present practical problems that require numerical operations, measurement, estimation, data interpretation and logical thinking. Problems are based on realistic situations and may test abstract concepts such as algebraic patterns, precision in measurement and probability.

The following online lesson plans can improve these fundamental skills needed to be successful on the HiSET Math test.

Mathematics: Number and Quantity

The Real Numbers

Extend the properties of exponents to rational exponents

Topic	Lesson Page
Pre-Algebra Exponents Radicals and Scientific Notation – Exponents	https://www.khanacademy.org/math/pre-algebra/pre-algebra-exponents-radicals/pre-algebra-exponents/v/exponents-warmup
Arithmetic Operations – Exponents	https://www.khanacademy.org/math/cc-sixth-grade-math/cc-6th-arithmetic-operations/cc-6th-exponents/v/introduction-to-exponents
Algebra Basics Foundations – Exponents	https://www.khanacademy.org/math/algebra-basics/basic-alg-foundations/alg-basics-exponents/v/introduction-to-exponents
Pre-Algebra Exponents Radicals and Scientific Notation – Negative Exponents	https://www.khanacademy.org/math/pre-algebra/pre-algebra-exponents-radicals/pre-algebra-negative-exponents/v/negative-exponents

Use properties of rational and irrational numbers

Topic	Lesson Page
Algebra 1 – Irrational numbers	https://www.khanacademy.org/math/algebra/rational-and-irrational-numbers/alg-1-irrational-numbers/v/introduction-to-rational-and-irrational-numbers

Assessing Readiness

Pre-test:

- Free Practice tests and answer sheets: <https://hiset.ets.org/resources/prep/>
- Interactive CBT Practice <http://www.ets-cls.org/hiset/>

Benchmarks:

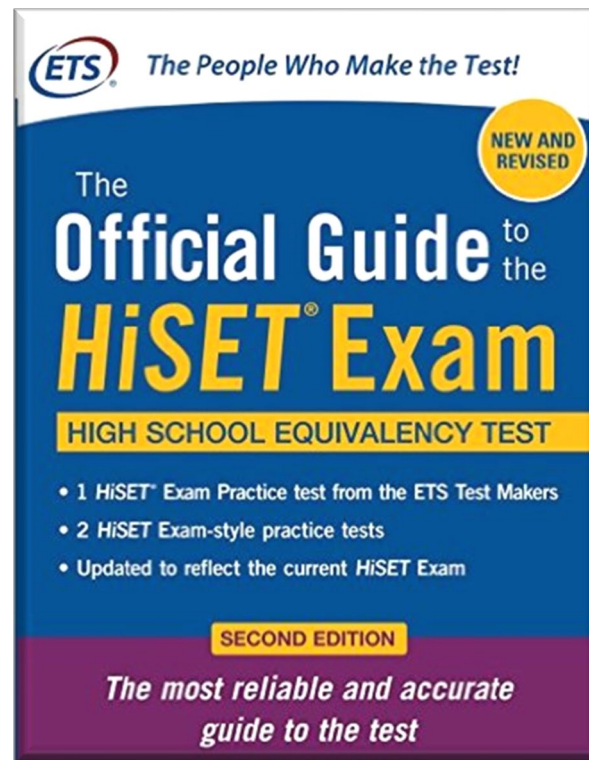
- Paid Practice Tests https://hiset.ets.org/s/pdf/practice_test_order_form.pdf
- Official Guide to the HiSET Exam practice tests
- Official Practice Test (restricted): https://hiset.ets.org/s/pdf/opt_order_form.pdf

Support Resources:

- Practice Test Reference Guide:
https://hiset.ets.org/s/pdf/practice_test_quick_reference_guide.pdf
- Are you Ready to Take the HiSET® exam?
https://hiset.ets.org/s/pdf/practice_test_results.pdf

Official Guide to the HiSET® Exam

Available in
English
and
Spanish



HiSET Academy™ & Online Practice Test



- HiSET Academy™ Official Practice Test in digital format
- Purchased exclusively through Essential Education
- Full battery or single tests

The screenshot shows a digital practice test interface. At the top, it says "HiSET Test Practice" and "Dan Griffith Return to HomeRoom". Below that, it indicates "HiSET Science Practice Test 1" and "Question 1/25". A "Mark to Review Later" button is visible. The question asks: "Which of the following choices best describes the information shown in this diagram?" There are four multiple-choice options. To the right is a diagram of a "Photosynthetic bacterium in nature". The diagram shows a green, oval-shaped bacterium. An arrow labeled "Solar energy" points to the bacterium. On the left, arrows point to water (H₂O) and carbon dioxide (CO₂) entering the bacterium. On the right, an arrow labeled "O₂" points away from the bacterium, and an arrow labeled "Fuel" points into the bacterium. A small source note at the bottom of the diagram reads: "Source: National Science Foundation, adapted from 'NSF Announces New Awards That Will Investigate More Efficient Ways to Harvest Sunlight to Make New Biofuels and Biomaterials,' available at https://www.nsf.gov/news/news_magazine.jsp?topic_id=115075&org=NSF". A "Next >" button is at the bottom right of the diagram area.

Contact dan@essentialed.com to set up a demonstration

HiSET Test Prep Providers

The screenshot shows the HiSET website's 'Test Prep Providers' page. The header includes the ETS HiSET logo, navigation links (HOME, ABOUT, REQUIREMENTS, PREPARE, TAKE, SCORES, RESOURCES, AFTER THE EXAM), and utility links (Store, Contact Us, Search). The main content area is titled 'HiSET® Test Prep Providers' and features a section for 'Essential Education — The official ETS test prep provider for the HiSET exam'. This section describes the HiSET Academy™ Online Learning Program and lists its features: Diagnostic Assessment and Interactive Instruction. Contact information for Essential Education is provided, including website, phone, and email. A sidebar on the right offers options for test takers, such as creating a My HiSET Account, finding an adult education center, and accessing resources. The page also includes a section for 'Other Test Prep Providers' at the bottom.

ETS HiSET Store Contact Us Search

HOME ABOUT REQUIREMENTS **PREPARE** TAKE SCORES RESOURCES AFTER THE EXAM

Home > Prepare > Test Prep Providers Language

HiSET® Test Prep Providers

Essential Education — The official ETS test prep provider for the HiSET exam

The *HiSET Academy™* Online Learning Program, from Essential Education, is a customized, adaptive learning program to accelerate learning. The program can be used to supplement Adult Education Courses or fully support independent study.

Access to the HiSET Academy includes:

- **Diagnostic Assessment** — After working through the pre-assessment and personalized learning plan, you take the built-in practice test evaluating depth of knowledge. Based on your responses, specific HiSET Academy lessons and Essential Skills Workbook practice are prescribed to help you improve.
- **Interactive Instruction** — Over 200 hours of lessons in math, reading, writing, science and social studies. This functions as a personal tutor for the adult learner.

For more information:

Website: <https://www.essentialed.com/students/hiset-academy>
Phone: 1-800-931-8069
Email: dan@essentialed.com

For Instructors Only

Working with the *HiSET®* program, Essential Education brings you the online HiSET Official Practice Tests designed to measure readiness for the HiSET exam, providing adult learners and instructors pinpoint diagnostics for improvement.

Essential Education is the exclusive provider of this online study tool that:

- Covers all five curriculum subjects
- Aligns to the format and structure of the HiSET exam
- Provides actionable feedback on learning gaps and areas of proficiency
- Links to HiSET Academy lessons for further study (additional purchase may apply)

For more information:

Website: www.essentialed.com/hiset-opt
Phone: 1-800-931-8069
Email: dan@essentialed.com

Other Test Prep Providers

There are several programs* developed by outside test prep providers which may help you prepare for the

For Test Takers

My HiSET Account

Schedule appointments, view scores, update your profile and manage your test-taking experience.

[Sign in / Sign Up](#)

Find an adult education center or test center near you

Not sure if you're ready?

[Sign up to get resources that can help you make your decision.](#)

HiSET® Test-taker Bulletin (PDF)

Questions?

- [FAQ](#)
- [Contact Us](#)

Free ETS eLearning Tools

NEW from ETS

- Educators can continue to develop adult learners' reading, writing and English-language learning skills with these free eLearning tools developed by ETS Research & Development scientists.
 - Writing Mentor[®] <https://mentormywriting.org/>
 - RelayReader[™] <https://relayreader.org/>
 - Amazon Alexa Skills
[https://www.amazon.com/s?k=Foundry+English&i=alexa-skills&ref=nb sb noss](https://www.amazon.com/s?k=Foundry+English&i=alexa-skills&ref=nb_sb_noss)

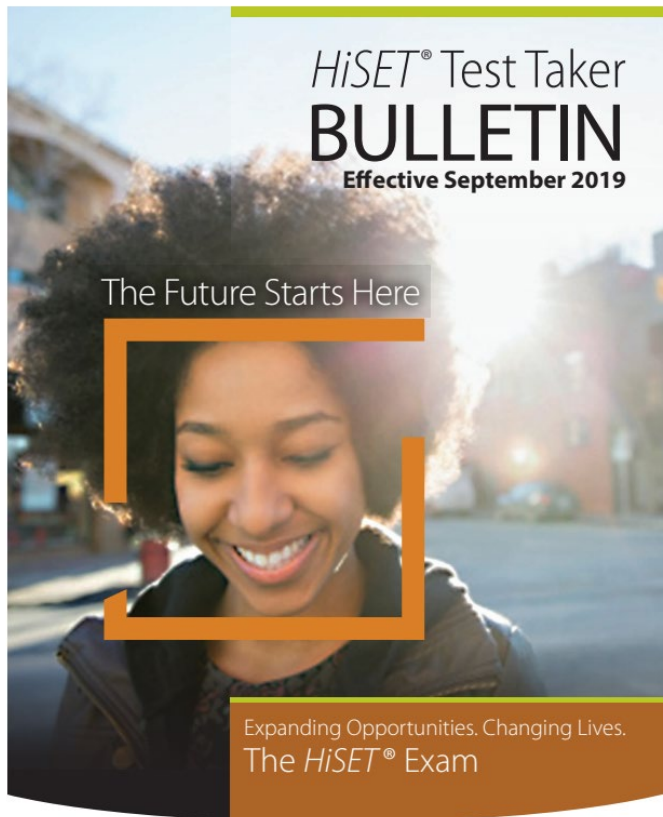
Understanding the HiSET Exam

Preparing for Test Day

- Learn More about the Path to HSE
- HiSET Study Companion
- Tips for Test Day
- Smart Tips for Taking the Test



HiSET Test Taker Bulletin



ETS HiSET.

Measuring the Power of Learning™

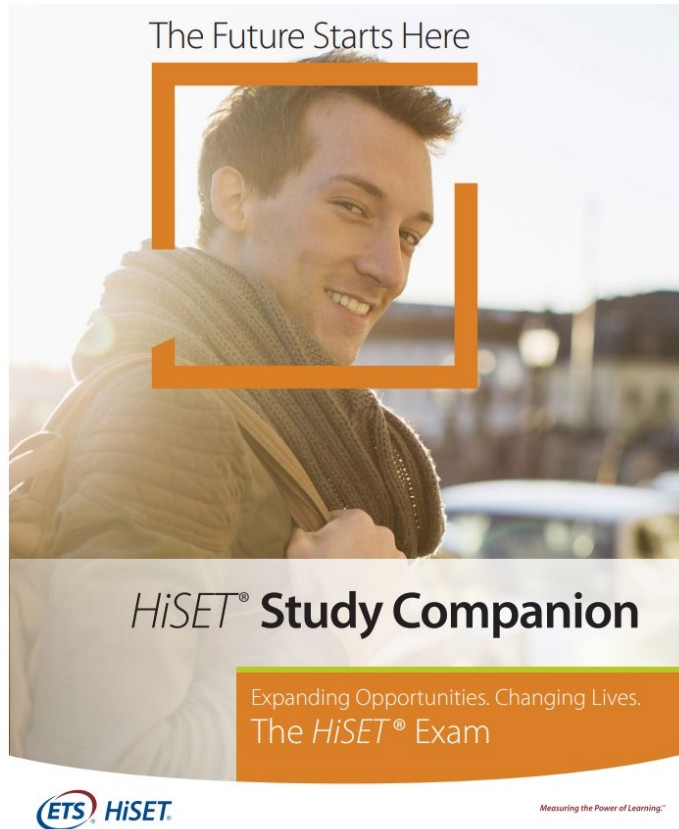
Contents

What is the <i>HiSET</i> ® exam?	1
How much does the HiSET exam cost?	1
How can I pay for the HiSET exam?	2
What will I be tested on?	3
How do I register for the HiSET exam?	4
Why do I need a My HiSET account?	5
How do I schedule an appointment to take the HiSET exam?	6
What are the requirements for taking the HiSET exam?	7
Do you provide accommodations for test takers with disabilities or health-related needs?	7
What will happen on test day?	8
How do I reschedule my HiSET testing appointment?	12
What if I need a refund?	12
Whom should I contact if I have a complaint or issue?	13
Contact information	14
How to request accommodations	16
When will my official scores be available?	27
What are some of the ETS Policies I should be aware of?	29

Learn More about the Path to HSE

- Review the HiSET Test Taker Bulletin:
https://hiset.ets.org/s/pdf/test_taker_bulletin.pdf
- Create a My HiSET account
- Check your eligibility in your state or jurisdiction
- Review your state's requirements page:
<https://hiset.ets.org/requirements/state/>
- Select a test center and adult education program
- Review fees, payment and refund policies
- Request disability accommodations if necessary
- Select a test date and schedule your appointment
- Prepare for test day

Study Companion



A test taker's study guide to:

- Learn what the test covers
- Assess how well the test taker knows the content
- Plan and organize preparation time
- Practice, practice, practice
- Understand how questions will be scored
- Develop a study plan
- Become comfortable with the types of questions on the HiSET exam



Q&A

Questions and Answers

Share Your Success with the HiSET Program

Stay Connected and share your news and successes!

- HiSET program website: <https://hiset.ets.org/>
- <https://www.facebook.com/ETSHiSET/>
- https://twitter.com/HiSET_ETS
- HiSET program newsletter



Thank You for Attending
We Are Here to Support You

**Adam Springwater, Sr. Client Relations
Manager, aspringwater@ets.org**



**Tanya Haug, National Director,
thaug@ets.org**

<https://hiset.ets.org/>

